



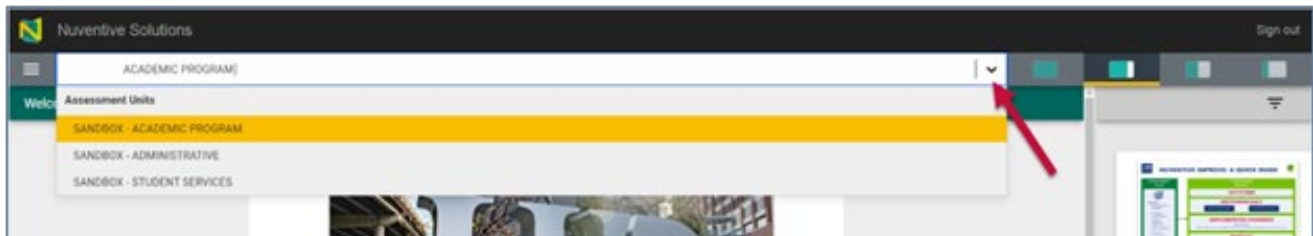
Division Analytics Dashboard

The **Analytics** Dashboard is the second tab in the **Platform Menu**. This workspace allows you to run visual analytics on assessment data within a division. The purpose of the analytics dashboard is to offer a quick overview of the information entered into the platform, rather than generating a report.

For instructions on logging into Nuventive, please view the [Basic Navigation](#) guide.

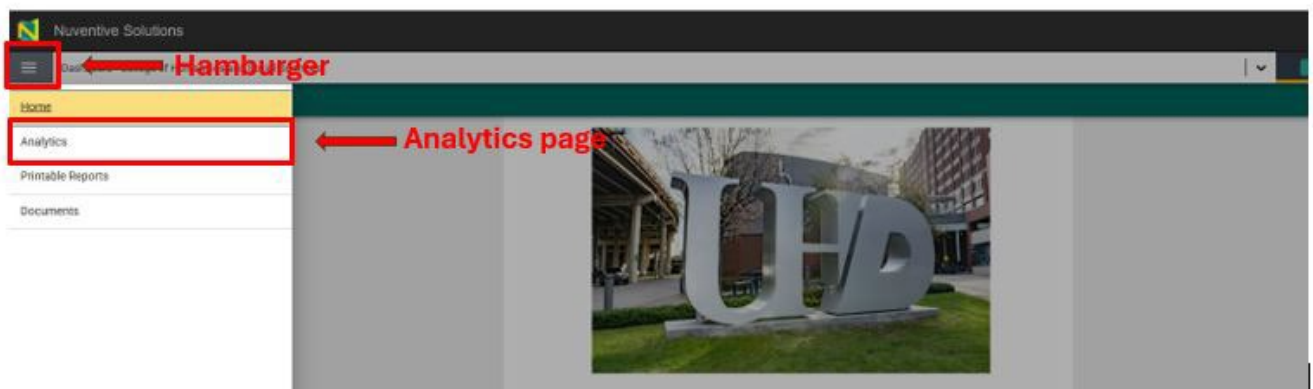
UNIT DROP-DOWN MENU

The center **Unit Drop-Down Menu** is where you will locate your division. By clicking the drop-down arrow to the right, you will be able to locate your college or department. Selecting a division will take you to its **Workspace**.



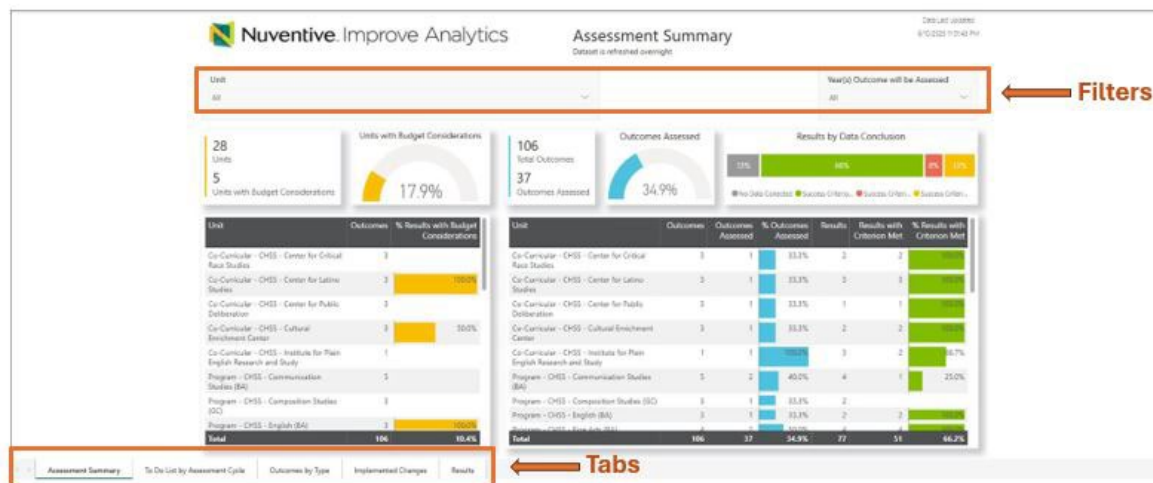
HAMBURGER ICON / PLATFORM MENU

Once you have located your college or department, click the **Hamburger icon** to the left of the **Unit Drop-Down Menu** and then **Analytics** to access the division's analytics page.



ANALYTICS PAGE

The **Analytics** page has five tabs at the bottom left. These tabs provide quick access to a division's data and information. Information on each tab can be filtered using filters at the top of the page.



Each of the filters and tabs are described below:

FILTERS

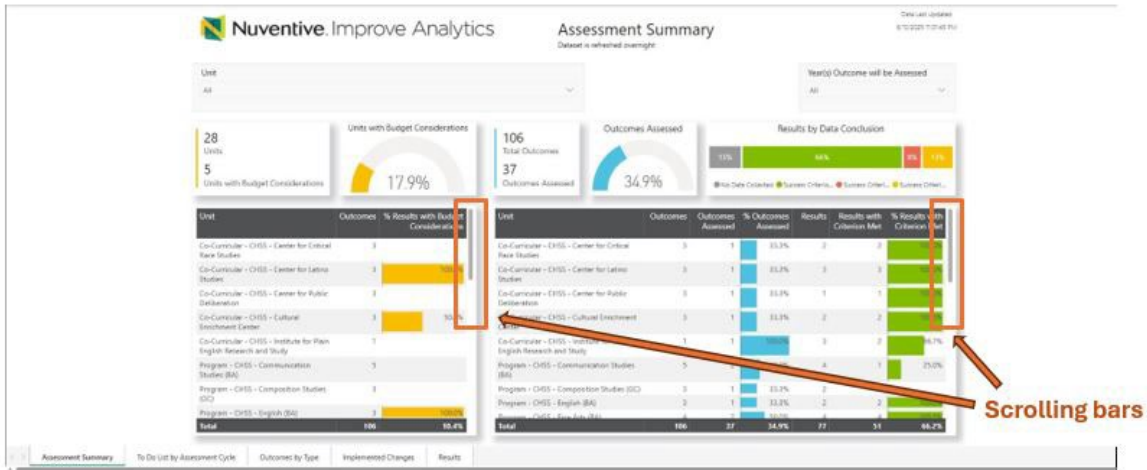
1. **Unit:** provides a list of units within a division. This filter can be utilized to view a specific unit within your college or department. Choosing a specific unit will remain as a default selection for all tabs listed at the bottom (**Available on all tabs**).
2. **Years Outcomes will be Assessed:** provides a list of assessment cycles. This filter can be utilized to view a specific assessment cycle, e.g., 2023-2024. Choosing a specific assessment cycle will remain as a default selection for all tabs listed at the bottom (**Available on all tabs**).
3. **Outcome Type:** provides a list of outcome types, i.e., learning, effectiveness, utilization, compliance, efficiency, needs, and satisfaction (**Available on the Outcomes by Type**).
4. **Data Conclusion:** provides a list of data conclusion options with regards to success criteria, i.e., success criterion met, success criterion partially met, success criterion not met, or no data collected (**Available on the Results tab**).
5. **Budget Considerations:** provides a list of units with budget considerations, meaning units that have budget considerations indicate yes or no (**Available on the Results tab**).

NOTE: If you don't see an option listed under the filters, e.g., if a program has only learning outcomes, the filter Outcome Type, will not display 'effectiveness' or any other outcome type as an option.

TABS

1. **Assessment Summary:** This tab provides a complete overview of all units' completion status on reports.

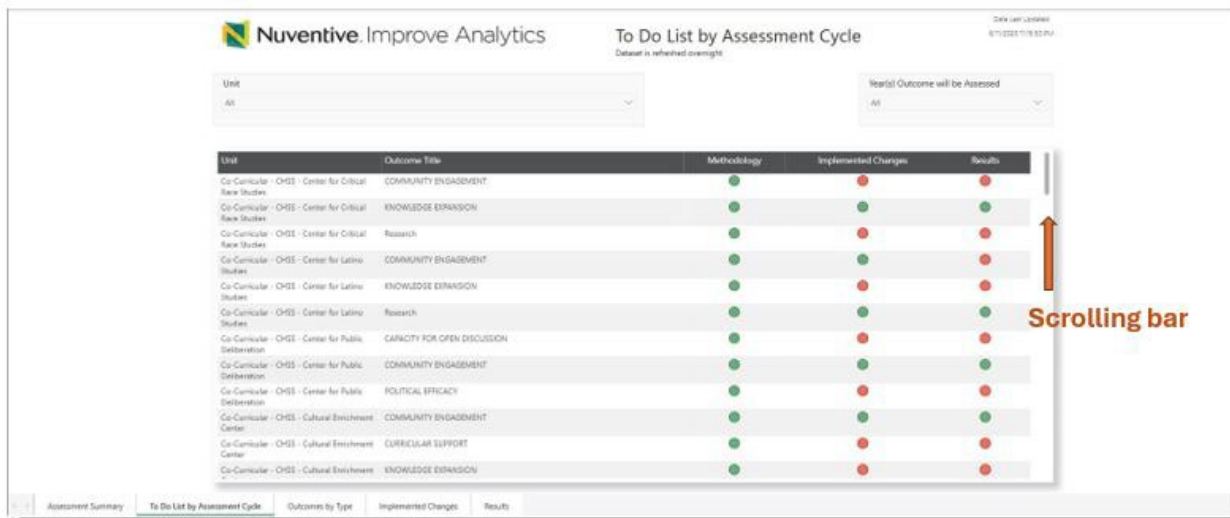
Use the scrolling bars to move up and down to view the entire list of units' progress.



- 2. To Do List by Assessment Cycle:** This tab provides an overview of completed sections by each unit and those that need to be worked on. A green icon under methodology, implemented changes, and results sections indicate that they are complete. If sections appear with red icons, it is an indicator that those sections are incomplete and need to be addressed.

Use the scrolling bars to move up and down to view the entire list of units' progress.

*NOTE: Under the **Methodology** section, per policy PS 03.A.39 units are expected to use at least one direct method of assessment per outcome. If only one method is provided and the method is indirect, the **Methodology** section will display a red icon, indicating it is incomplete.*



3. **Outcomes by Type:** This tab offers an overview of the type of outcomes utilized by a specific unit, thereby helping Deans or Chairs see which outcome types their college department is concentrating on and reviewing. This tab will help clarify priorities.

Use the scrolling bars to move up and down to view the entire list of programs progress.

Nuventive Improve Analytics Outcomes by Type
Default is refreshed overnight

Unit: All Outcome Type: All Year(s) Outcome will be Assessed: All

Unit	Outcome Title	Outcome	Outcome Type
Co-Curricular - CHSS - Center for Critical Race Studies	COMMUNITY ENGAGEMENT	Center will provide UHd students, faculty/staff, and public citizens with opportunities for informed discourse and social justice-focused collaborations or events related to CRS.	Effectiveness Outcome
Co-Curricular - CHSS - Center for Critical Race Studies	KNOWLEDGE EXPANSION	Center will expose students to CRS topics through resources and courses that examine the world through the lens of critical race studies.	Effectiveness Outcome
Co-Curricular - CHSS - Center for Critical Race Studies	Research	Center will connect students and faculty with research opportunities in Critical Race Studies.	Effectiveness Outcome
Co-Curricular - CHSS - Center for Latin Studies	COMMUNITY ENGAGEMENT	Center will provide UHd students, faculty/staff, and public citizens with opportunities for informed discourse and collaborations or events related to CLS.	Effectiveness Outcome
Co-Curricular - CHSS - Center for Latin Studies	KNOWLEDGE EXPANSION	Center will expose students to CLS topics through resources and courses that examine the world of Latinx/Hispanic/Latin American Studies.	Effectiveness Outcome
Co-Curricular - CHSS - Center for Latin Studies	Research	Center will connect students and faculty with research opportunities in Latinx/Hispanic/Latin American Studies.	Effectiveness Outcome
Co-Curricular - CHSS - Center for Public Deliberation	CAPACITY FOR OPEN DISCUSSION	Center will improve ability to discuss and deliberate in an open and civil manner among CPD event participants.	Effectiveness Outcome
Co-Curricular - CHSS - Center for Public Deliberation	COMMUNITY ENGAGEMENT	Center will provide UHd students, faculty/staff, and public citizens with opportunities for informed discourse and collaborations or events related to CPD.	Effectiveness Outcome
Co-Curricular - CHSS - Center for Public Deliberation	POLITICAL EFFICACY	Center will increase political efficacy among CPD event participants.	Effectiveness Outcome
Co-Curricular - CHSS - Cultural Enrichment Center	COMMUNITY ENGAGEMENT	Center will provide UHd students, faculty/staff, and public citizens with opportunities for informed discourse and collaborations or events related to CEC.	Effectiveness Outcome
Co-Curricular - CHSS - Cultural Enrichment Center	CURRICULAR SUPPORT	Center will provide UHd students, faculty/staff, and public citizens with opportunities for informed discourse and collaborations or events related to CEC.	Effectiveness Outcome
Co-Curricular - CHSS - Cultural Enrichment Center	KNOWLEDGE EXPANSION	Center will expose students to cross-disciplinary topics through cultural programs linked to scholarly research.	Effectiveness Outcome

Assessment Summary To Do List by Assessment Cycle Outcomes by Type Implemented Changes Results

4. **Implemented Changes:** This tab provides an overview of the changes made as a result of assessment data from the previous assessment cycle. The column that relates to implemented changes is 'Follow up on Previous Initiatives'.

Use the scrolling bars at the bottom and right to move right and left or up and down to view the entire page. This tab also functions like an Excel spreadsheet, allowing manipulation of columns as needed (in terms of width to help increase readability).

Nuventive Improve Analytics Assessment Data with Outcomes and Implemented Changes
Default is refreshed overnight

Unit: All Year(s) Outcome will be Assessed: All

Unit	Outcome Title	Outcome	Outcome Type	Outcome Status	Year(s) Outcome will be Assessed	Follow Up on Previous Initiatives
Co-Curricular - CHSS - Center for Critical Race Studies	COMMUNITY ENGAGEMENT	Center will provide UHd students, faculty/staff, and public citizens with opportunities for informed discourse and social justice-focused collaborations or events related to CRS.	Effectiveness Outcome	Active	2023 - 2024	
Co-Curricular - CHSS - Center for Critical Race Studies	KNOWLEDGE EXPANSION	Center will expose students to CRS topics through resources and courses that examine the world through the lens of critical race studies.	Effectiveness Outcome	Active	2023 - 2024	Since 2020-2021, the Center returned to face to face events and large scale programming. After making these changes, attendance at CCRS sponsored events have drastically improved and students, as well as faculty, demonstrate that their respective knowledge of CRS topics have a significantly increased.
Co-Curricular - CHSS - Center for Critical Race Studies	Research	Center will connect students and faculty with research opportunities in Critical Race Studies.	Effectiveness Outcome	Active	2024 - 2025	
Co-Curricular - CHSS - Center for Latin Studies	COMMUNITY ENGAGEMENT	Center will provide UHd students, faculty/staff, and public citizens with opportunities for informed discourse and collaborations or events related to CLS.	Effectiveness Outcome	Active	2024 - 2025	(article) has been identified as the event to bring in over 50 guests. It is a collaboration between the Center, an affiliate coordinating cultural camp(s) of students, alumni, faculty and staff (CHSS, HHS, Galt, CEC), student's organizations (SQA, YOP, Latinx Achievers, Campus Appropriations) and members of the community who participate in the event. Signing sheets and

Assessment Summary To Do List by Assessment Cycle Outcomes by Type Implemented Changes Results

5. **Results:** This tab provides a comprehensive overview of outcomes, methods, interpretation of the data, and use of results. The data conclusions column is color-coded: **Red** indicates the criterion is not met, **yellow** indicates it is partially met, **green** indicates it is met, and **gray** indicates that no data was collected.

Use the scrolling bars at the bottom and right to move right and left or up and down to view the entire page. This tab also functions like an Excel spreadsheet, allowing manipulation of columns as needed (in terms of width to help increase readability).

Nuventive

Improve Analytics

Assessment Data with Impacts and Use of Results

Dataset is refreshed overnight

Unit

All

Data Conclusion

All

Budget Considerations

All

Year(s) Outcome will be Assessed

All

Unit	Outcome Title	Outcome	Outcome Type	Outcome Status	Year(s) Outcome will be Assessed	Assessment Title	Assessment Method Utilized	Assessment Method Description	Assessment Method Status	Success Criteria	Reporting Year	Interpreting the Data	Data Conclusion
Co-Curricular - CRES - Center for Critical Race Studies	KNOWLEDGE EXPANSION	Center will expose students to CRES topics through resources and courses that examine the world through the lens of critical race studies.	Effectiveness Outcome	Active	2023 - 2024	Indirect	5-point Likert scale survey measuring respondents' perceptions of CRES resources/relevant content and personal gains in awareness of topics specific to shared content	Active	75% of respondents will report a great or moderate change in ways of thinking about event topics.	2023 - 2024	Data shows the participants attending CRES events are overwhelmingly considering the new concepts and ideas presented at the events.	Success Criterion Met	
Co-Curricular - CRES - Center for Critical Race Studies	KNOWLEDGE EXPANSION	Center will expose students to CRES topics through resources and courses that	Effectiveness Outcome	Active	2023 - 2024	Event Attendance	Event attendance tracked via e-registration and/or sign-in sheets at CRES	Active	At least one event per semester with 10+ attendees	2023 - 2024	Data demonstrates that the Center successfully met the	Success Criterion Met	

Assessment Summary

To Do List by Assessment Cycle

Outcomes by Type

Implemented Changes

Results

Scrolling bars

NOTE: The data in Nuventive is updated overnight. Data entered by others may not be available until the next day. Nuventive will provide a date when data was last updated at the top of this screen.

Nuventive Solutions Welcome

SANDBOX - ACADEMIC PROGRAM

Nuventive Improve Analytics To Do List by Assessment Cycle
Dataset is refreshed overnight

Data Last Updated: 8/9/2023 11:23:05 PM