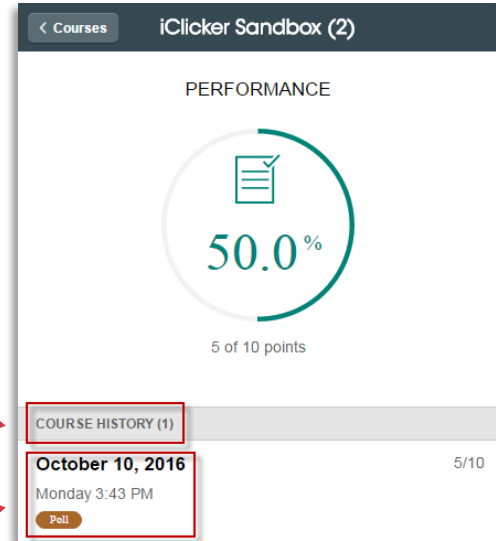


## Reviewing your iClicker session history

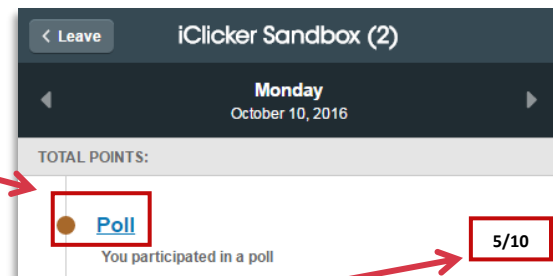
Whether you use an iClicker2 remote or the iClicker REEF app, you can review your performance and participation in every polling session.

1. Open the iClicker REEF app, or sign in to your iClicker REEF account at <https://app.reef-education.com>.
2. Click/tap your course to open.
3. In the top part of the screen you will find your **PERFORMANCE**.
4. At the bottom you will find your **COURSE HISTORY**.



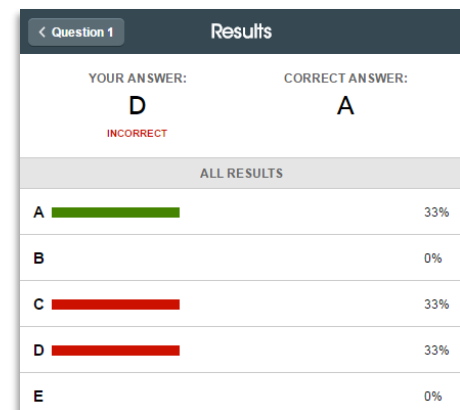
5. Click/tap a date to view a list of polling sessions.

6. Click/tap the poll to view the session.



7. Your session score will be displayed on the far right.

8. Click/tap each question to view your results.



If you have any questions or comments regarding the steps outlined in this document, please contact UHD TLS Training Services by calling (713) 221-8200, or by sending an email to [ttlctraining@uhd.edu](mailto:ttlctraining@uhd.edu).