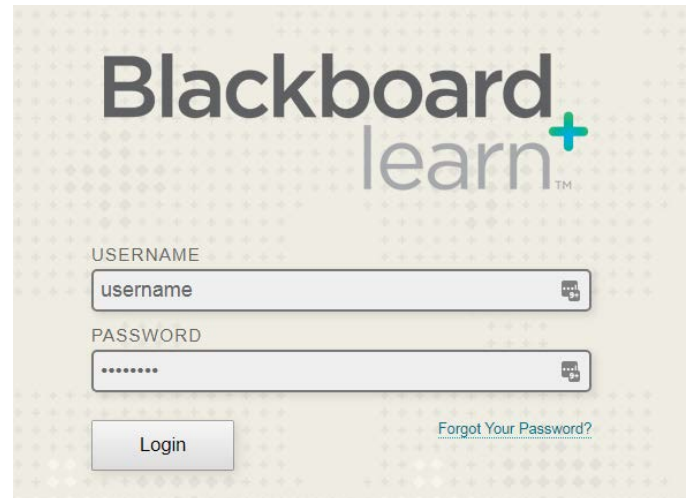


Viewing Rubrics (Student View)

Some instructors might provide a list of grading guidelines, known as a rubric, which will be used to grade your homework. These instructions describe viewing rubrics before submitting a graded homework assignment.

1. Login into Blackboard.
2. Access the course for which you want to see the homework rubrics (if available).
3. Click on the Homework Assignment or Discussion Board.

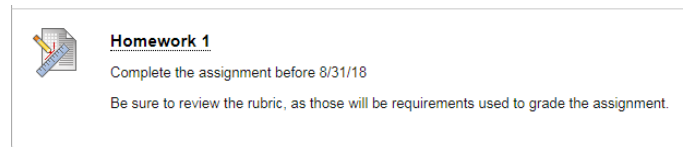


The image shows the Blackboard Learn login interface. At the top, the text "Blackboard learn" is displayed with a green plus sign. Below this, there are two input fields: "USERNAME" with the text "username" and "PASSWORD" with a masked password "*****". A "Login" button is positioned below the password field. To the right of the password field, there is a link that says "Forgot Your Password?".

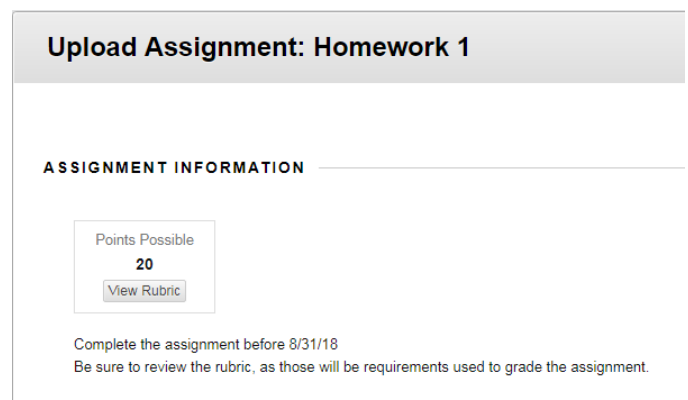
Viewing Assignment Rubrics

The assignment instructions might indicate that the rubric is viewable to students.

1. Click the Assignment/Discussion title.
2. Inside the assignment you should see the button "View Rubric", click on it.



The image shows a card for an assignment titled "Homework 1". To the left of the title is a small icon of a document with a pencil. The text on the card reads: "Homework 1", "Complete the assignment before 8/31/18", and "Be sure to review the rubric, as those will be requirements used to grade the assignment."



The image shows the "Upload Assignment: Homework 1" interface. At the top, the title "Upload Assignment: Homework 1" is displayed in a grey header. Below this, the section "ASSIGNMENT INFORMATION" is shown. A box contains the text "Points Possible" followed by the number "20" and a "View Rubric" button. Below the box, the text reads: "Complete the assignment before 8/31/18" and "Be sure to review the rubric, as those will be requirements used to grade the assignment."

The Rubric Details will list the guidelines you need to meet in order to obtain high or low marks.

Rubric Detail
*A rubric lists grading criteria that instructors use to evaluate student work. Your instructor linked a rubric to this item and made it available to you. Select **Grid View** or **List View** to change the rubric's layout.*

Name: **Homework Assignment** Exit
 Description: **Rubric for grading responses to peers within the discussion forum.**

Grid View | List View

	0	1	2
Grammar	0 (0%) Poor Grammar	5 (25%) Post only has some grammatical errors.	10 (50%) Post has no grammatical errors
Appropriate Length	0 (0%) less than 3 paragraphs, missing introduction, conclusion, or sufficient body paragraphs.	5 (25%) Has an introduction, and two body paragraphs and a conclusion	10 (50%) Has an introduction, more than three body paragraphs, and a conclusion

Name: **Homework Assignment** Exit
 Description: **Rubric for grading responses to peers within the discussion forum.**

Viewing Discussion Rubrics

1. Go to the Discussion Board and click on the Forum assignment you have to complete. Your instructor might indicate that the rubric is available.
2. If the rubric is available, you can click on "Grading information" at the top of the forum options.
3. Grading information will show your response(s) and the "Grade" area, where you will see an icon that looks like a "data table".
4. Click on the icon to open the rubric details.

Forum: Discussion #1 List View | Tree View
Organize Forum Threads on this page and apply settings to several or all threads. Threads are listed in a tabular format. The Threads can be sorted by clicking the column title or the caret at the top of each column. [More Help](#)

Create Thread | **Grading Information** | Subscribe | Search | Display ▾

Forum	Description	Total Posts	Unread Posts	Total Participants
Discussion #1	Post your original thoughts on the subject then be sure to respond to at least one other classmate. The rubric is available for review before and after submitting your post.	0	0	0

Displaying 1 to 1 of 1 items | Show All | Edit Paging...

Print Preview | Filter

Forum Statistics ▾
 < | Fernandez_PreviewUser Manny | >

GRADE [Table Icon] /1

There are no accessible items or items that match the search criteria to display.

- The rubric will show you the guidelines you need to meet in order to obtain high or low marks in the discussion post assignment.

Rubric Detail
*A rubric lists grading criteria that instructors use to evaluate student work. Your instructor linked a rubric to this item and made it available to you. Select **Grid View** or **List View** to change the rubric's layout.*

Name: **Discussion Rubric** Exit
 Description: **Rubric for Grading Discussion Posts**

Grid View | List View

	25	50	75	100
Relevance of Post	.5 (5%) Post is irrelevant and does not answer the assigned question.	1 (10%) Post is partly relevant but incomplete.	1.5 (15%) Post is mostly relevant but does not answer all parts of the question.	2 (20%) Posts is entirely relevant and answers the question in its entirety.
Expression Within the Post	.5 (5%) Does not express opinions or ideas clearly; no connection to topic.	1 (10%) Unclear connection to topic evidenced in minimal expression of opinions or ideas.	1.5 (15%) Opinions and ideas are stated clearly with occasional lack of connection to the topic.	2 (20%) Expresses opinions and ideas in a clear concise manner with obvious connection to topic.
Delivery of Post	.5 (5%) Utilizes poor spelling and grammar in most posts; posts appear hasty.	1 (10%) Errors in spelling and grammar evidenced in several posts.	1.5 (15%) Few grammatical or spelling errors are noted in posts.	2 (20%) Consistently uses grammatically correct posts with rare misspellings
Appropriate Length	.5 (5%) Under 324 words	1 (10%) 325-399 words	1.5 (15%) 400-448 words	2 (20%) 450-500 words
Citation of Textbook	.5 (5%) Does not cite the textbook	1 (10%) Cites book but does not provide page numbers and/or demonstrates the connection of the citation with the topic	1.5 (15%) Cites text from textbook, provides page number and clearly explains what is being cited and how it connects to the discussion.	2 (20%) Cites at least two different text sections and provides page numbers, and clearly explains or quotes what is being cited and how it connects to the discussion.

Name: **Discussion Rubric** Exit
 Description: **Rubric for Grading Discussion Posts**

For additional support, visit uhd.edu/bbhelpform